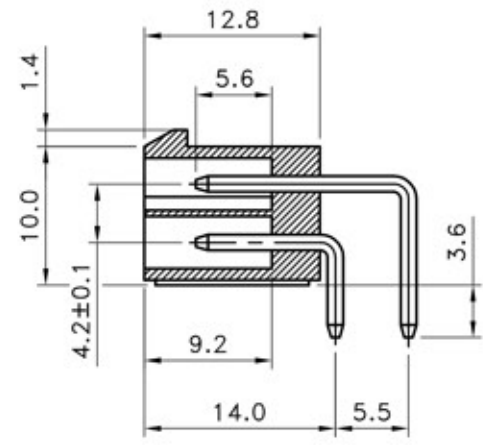
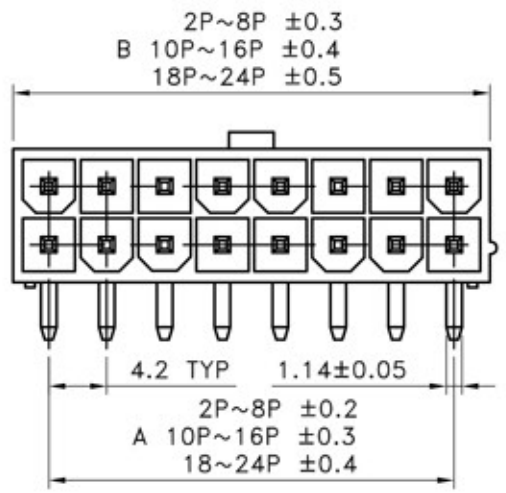
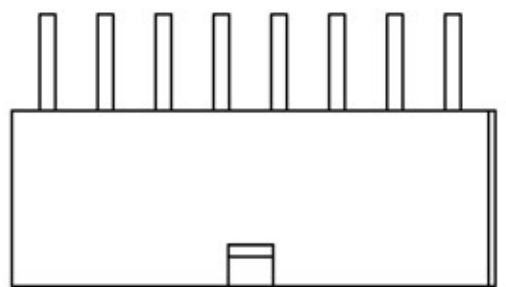
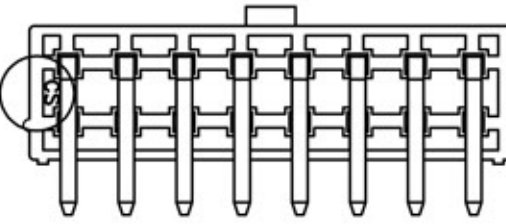


Poles	Part No.	Dimensions(mm)	
		A	B
2	JS-1152-02	----	5.60
4	JS-1152-04	4.20	9.80
6	JS-1152-06	8.40	14.00
8	JS-1152-08	12.60	18.20
10	JS-1152-10	16.80	22.40
12	JS-1152-12	21.00	26.60
14	JS-1152-14	25.20	30.80
16	JS-1152-16	29.40	35.00
18	JS-1152-18	33.60	39.20
20	JS-1152-20	37.80	43.40
22	JS-1152-22	42.00	47.60
24	JS-1152-24	46.20	51.80

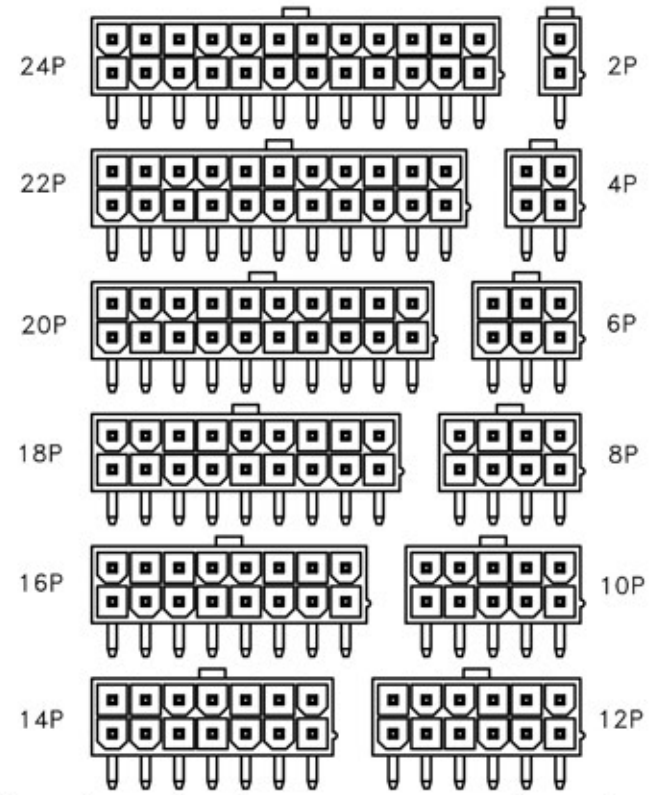


SPECIFICATIONS

- Voltage Rating : 250 V AC/DC
- Current Rating : 7A AC/DC
- Withstanding Voltage : 1,500V AC/minute
- Insulation Resistance : 1,000MΩ min
- Temperature Range : - 40℃J to + 105℃J
- Contact Resistance : 20mΩ max

WAFER

- Part No. : JS-1152-XX
- Poles : 2-24(Right Angle)
- Material : Contact : Brass, Tin Plated
Base : Nylon 66 UL94V-2
- Package : Blank : Box
/D : Bag



CHYAO SHIUNN ELECTRONIC INDUSTRIAL LTD.

PART NO JS-1152-XX
4.20mm D/R Power Connectors Wafer

APPROVED BY	SCALE	UNIT	TOLERANCE	LTR	REVISION RECORD	NAME	DATE	LTR	REVISION RECORD	NAME	DATE
張育瑞		mm	.0 ±0.30	△	RoHS Compliant	余秀麗	2007/01/05	△	依ECR-00000160修改產品敘述	李柏昇	2016/08/08
CHECKED BY	PROJ	VER NO.	.00 ±0.20	△	ECR DG 200708-006	黃科源	2007/08/11	△			
周慈雲		a8	.000 ±0.10	△	ECR DG 200806-001	余秀麗	2008/06/11	△			
DRAWN BY	DATE	SIZE	ANGLE	△	ECR 200807-010	邱森鴻	2008/07/09				
李柏昇	2016/08/08	A4	0° ±1°	△	ECR 200811-019	黃科源	2008/11/24				
			.0° ±	△	加註CS MARK位置	吳弘文	2013/03/06				
			SHEET 1/1	△	增加包裝料號選項	黃廣珍	2014/06/19				

CUSTOMER
Conforms to The RoHS Instruction