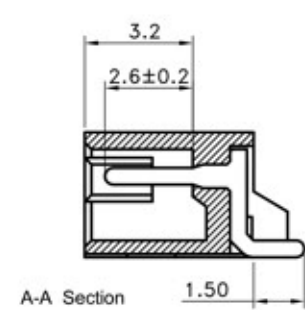
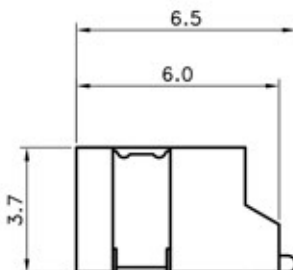
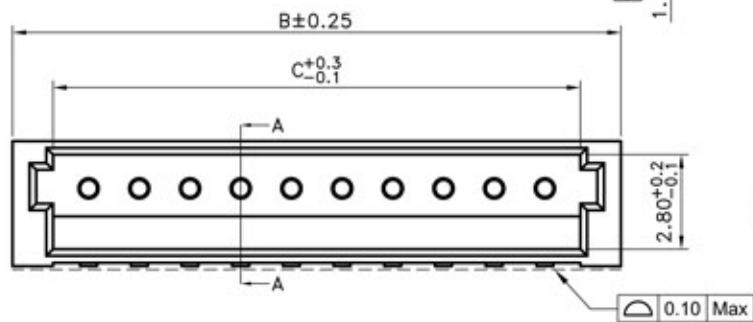


△ Assembly Layout (REF.)



- SPECIFICATIONS
- Voltage Rating : 50V AC/DC
- Current Rating : 1A AC/DC
- Withstanding Voltage : 500V AC/minute
- Insulation Resistance : 500MΩ min
- Temperature Range : - 25°C to + 85°C
- Contact Resistance : 20mΩ max

- WAFER
- Part No. : JS-1174H-XX (XX)XX
- Code No. ① ② ③
- ① Poles No. : 2 ~ 15(Right Angle)

- △ ② Contact Plated :
- Blank : Tin Plated
- NM : Matte -Tin
- G : Gold Plated

- △ ③ Base Color :
- Blank : Natural
- RD : Red
- GR : Green
- BU : Blue

- Material :
- 1.Contact : Brass, Plated: Refer Above Options
- 2.Base: Nylon 9T UL94V-0
- Mating Housing : JS-1173-XX
- Mating Terminal : JS-1173-T
- Packing : Tape & Reel

Poles	Dimensions (mm)		
	A	B	C
2	1.50	6.00	3.60
3	3.00	7.50	5.10
4	4.50	9.00	6.60
5	6.00	10.50	8.10
6	7.50	12.00	9.60
7	9.00	13.50	11.10
8	10.50	15.00	12.60
9	12.00	16.50	14.10
10	13.50	18.00	15.60
11	15.00	19.50	17.10
12	16.50	21.00	18.60
13	18.00	22.50	20.10
14	19.50	24.00	21.60
15	21.00	25.50	23.10

 喬訊電子工業股份有限公司  
CHYAO SHIUNN  
ELECTRONIC INDUSTRIAL LTD.

APPROVED BY	SCALE	UNIT	TOLERANCE	LTR	REVISION RECORD	NAME	DATE	LTR	REVISION RECORD	NAME	DATE
張育瑞		mm	.0 ±0.30	△	ECR200407-004	邱森鴻	2004/07/14	△			
CHECKED BY	PROJ	VER NO.	.00 ±0.20	△	ECR200506-004	龔志紅	2005/06/07	△			
Erin		a6	.000 ±0.10	△	ECR200806-001	黃科源	2008/06/03	△			
DRAWN BY	DATE	SIZE	ANGLE		ECR200903-007	黃科源	2009/03/13		CUSTOMER		
吳弘文	2014/08/13	A4	0° ±1°	△	圖面合併, 增加顏色選項	吳弘文	2012/08/20				
			.0° ±	△	增加接地片位置標示	吳弘文	2014/08/13		Conforms to The RoHS Instruction		
			SHEET	1/1							

PART NO JS-1174H-XX  
1.50mm SMT Series Wire to Board Connector Wafer