


2.0mm (.079") Pitch Wire-to-Board System



I20001 Series



SPECIFICATIONS

- Current rating: 2A AC,DC
- Voltage rating: 100V AC,DC
- Temperature range: -25°C to +85°C
- Contact resistance: 10mΩ max
- Insulation resistance: 1000MΩ min
- Withstanding voltage: 800V AC/minute

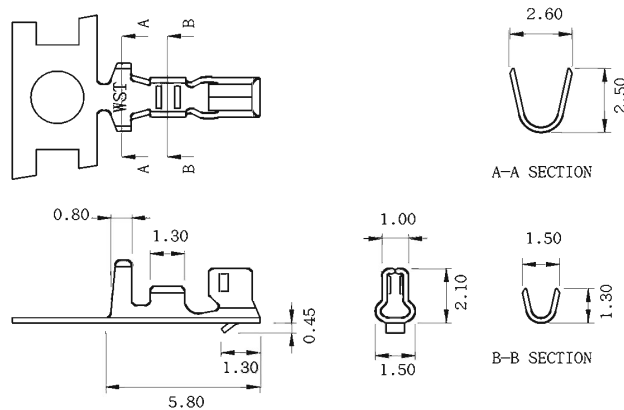
UL NO: E149293

CSA NO: 177229

I20001 Series

TERMINAL

- Part No: I20001PS-2
- Thickness: 0.2mm
- Material: Phosphor bronze
- Accepts housing: P#-I20001
- Mates with:
0.50mm(.020") square pin
- Applicable wire: AWG #24 to #28



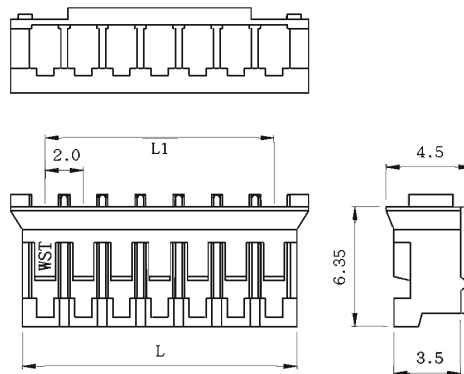
Ordering Information

Part No.	Wire Range	Insulation O.D.	Material	Finish	Q'ty/reel	Note
I20001PS-2	AWG#24-#28	1.20~1.50mm	Phosphor bronze	Tin-Plated	10000pcs	

I20001 Series

HOUSING

- Part No: P#-I20001
- Material: Nylon 66,UL94V-0
- Pitch: 2.0mm(.079")
- Poles: 2~16
- Mates with: M#-I20001, M#-I20001R
- Accepts terminals: I20001PS-2



Ordering Information and Dimensions

Circuits	Part No.	Dimension		Q'ty/bag
		L1	L	
2	P2-I20001	2.0	4.4	1000pcs
3	P3-I20001	4.0	6.4	1000pcs
4	P4-I20001	6.0	8.4	1000pcs
5	P5-I20001	8.0	10.4	1000pcs
6	P6-I20001	10.0	12.4	1000pcs
7	P7-I20001	12.0	14.4	1000pcs
8	P8-I20001	14.0	16.4	1000pcs
9	P9-I20001	16.0	18.4	1000pcs

Circuits	Part No.	Dimension		Q'ty/bag
		L1	L	
10	P10-I20001	18.0	20.4	1000pcs
11	P11-I20001	20.0	22.4	1000pcs
12	P12-I20001	22.0	24.4	1000pcs
13	P13-I20001	24.0	26.4	1000pcs
14	P14-I20001	26.0	28.4	1000pcs
15	P15-I20001	28.0	30.4	1000pcs
16	P16-I20001	30.0	32.4	1000pcs

2.0mm (.079") Pitch Wire-to-Board System



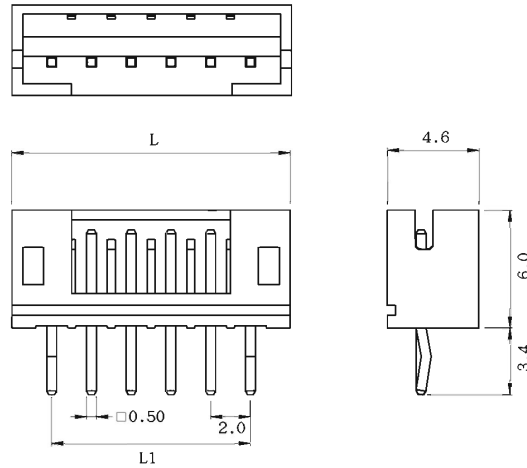
I20001 Series

■ WAFER

- Part No: M#-I20001
- Material:
Post: Brass, Tin/Plated
Base: Nylon 66, UL94V-0
- Pitch: 2.0mm (.079")
- Poles: 2~16
- Mates with: P#-I20001

■ SPECIFICATIONS

- Applicable P.C.B. Thickness:
0.8~1.6mm
- Applicable P.C.B. Hole dia.:
0 0.8mm ± 0.05



Ordering Information and Dimensions

Circuits	Part No.	Dimension		Q' ty/bag
		L1	L	
2	M2-I20001	2.0	5.9	1000pcs
3	M3-I20001	4.0	7.9	1000pcs
4	M4-I20001	6.0	9.9	1000pcs
5	M5-I20001	8.0	11.9	1000pcs
6	M6-I20001	10.0	13.9	1000pcs
7	M7-I20001	12.0	15.9	1000pcs
8	M8-I20001	14.0	17.9	1000pcs
9	M9-I20001	16.0	19.9	1000pcs

Circuits	Part No.	Dimension		Q' ty/bag
		L1	L	
10	M10-I20001	18.0	21.9	1000pcs
11	M11-I20001	20.0	23.9	1000pcs
12	M12-I20001	22.0	25.9	1000pcs
13	M13-I20001	24.0	27.9	1000pcs
14	M14-I20001	26.0	29.9	500pcs
15	M15-I20001	28.0	31.9	500pcs
16	M16-I20001	30.0	33.9	500pcs

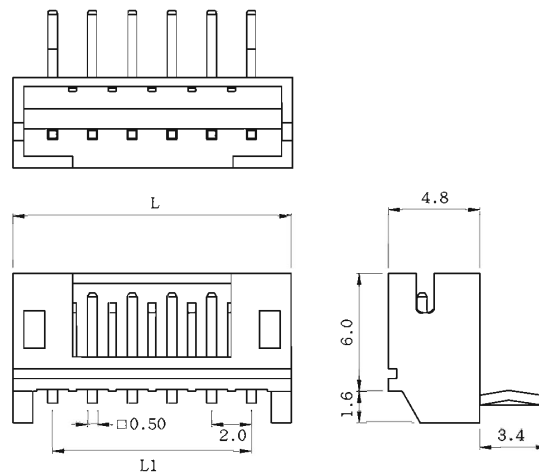
I20001 Series

■ WAFER

- Part No: M#-I20001R
- Material:
Post: Brass, Tin/Plated
Base: Nylon 66, UL94V-0
- Pitch: 2.0mm (.079")
- Poles: 2~15
- Mates with: P#-I20001

■ SPECIFICATIONS

- Applicable P.C.B. Thickness:
0.8~1.6mm
- Applicable P.C.B. Hole dia.:
0 0.8mm ± 0.05



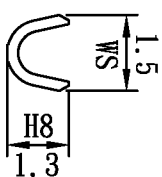
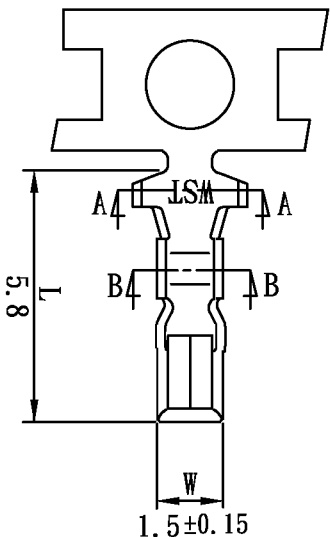
Ordering Information and Dimensions

Circuits	Part No.	Dimension		Q' ty/bag
		L1	L	
2	M2-I20001R	2.0	5.9	1000pcs
3	M3-I20001R	4.0	7.9	1000pcs
4	M4-I20001R	6.0	9.9	1000pcs
5	M5-I20001R	8.0	11.9	1000pcs
6	M6-I20001R	10.0	13.9	1000pcs
7	M7-I20001R	12.0	15.9	1000pcs
8	M8-I20001R	14.0	17.9	1000pcs
9	M9-I20001R	16.0	19.9	1000pcs

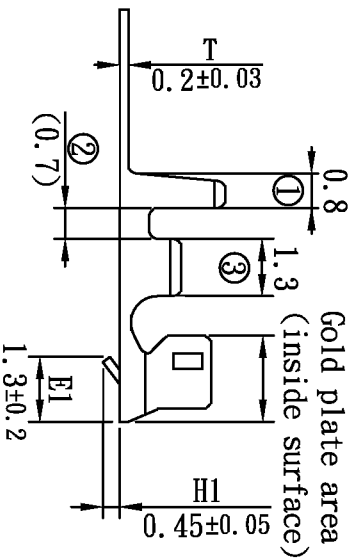
Circuits	Part No.	Dimension		Q' ty/bag
		L1	L	
10	M10-I20001R	18.0	21.9	1000pcs
11	M11-I20001R	20.0	23.9	500pcs
12	M12-I20001R	22.0	25.9	500pcs
13	M13-I20001R	24.0	27.9	500pcs
14	M14-I20001R	26.0	29.9	500pcs
15	M15-I20001R	28.0	31.9	500pcs

產品成品圖

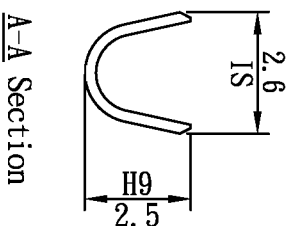
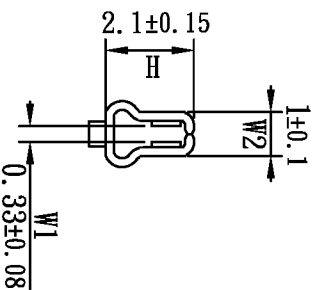
Terminal (2.0mm Pitch Series)



B-B Section



Gold plate area (inside surface)



A-A Section

UL NO:	CSA NO:	TUV NO:	名稱 (Name):		產品規格 (Product specifications)		核發單位 (Issued by):	制定單位 (Instituted by):
E 149293	177229		編號 (Part No.):		I20001PS		部品部 核發	開發課 制定
			材質 (Material):		磷青銅 [Phosphor bronze]			
			核准 (Approved by):	審查 (Confirmed by):	制定 (Drawn by):		單位 (Unit):	比例 (Scale):
			陳文進	高宏明	蔡幸慧		mm	Free
			增加表面處理方式				第三角法 (Projection):	一般公差 (General tolerance):
		10	變更內容 (Change description)					±0.3
		93.10.19	版次 (Edition)		制修訂日期 (Drawn date)			

威力盛精工股份有限公司
WELI SHENG INDUSTRIAL CO., LTD.

配合塑膠 (Mates with housing):
P#-I20001
包裝數量 (Standard packing):
10000 PCS

適用電線 (Applicable wire):
AWG# 24-28
線皮外徑 (Insulation O.D.):
1.5-1.2 mm
預鍍錫膜厚 40 μ" 以上
(Pre-tin-plated thickness more than 40 μ")
鍍金 (Gold flash)
表面處理 (Surface treatment):
鍍金編號 [Part No. (Gold-plated)]:
I20001PS-00

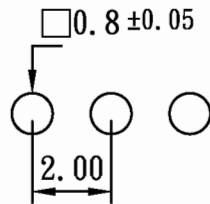
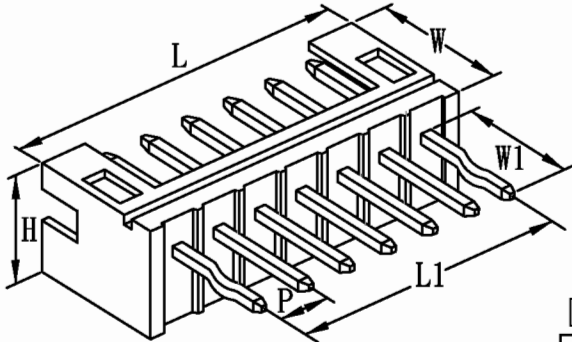


產品成品圖

(Finish Of Product Drawing)



2.0 WAFER 180°



適用 P.C.B 厚度: 0.8~1.6mm

L1=CIRCUITS-1 X 2.00			
CIRCUITS L			
2	5.90	10	21.90
3	7.90	11	23.90
4	9.90	12	25.90
5	11.90	13	27.90
6	13.90	14	29.90
7	15.90	15	31.90
8	17.90	16	33.90
9	19.90		

尺寸 (Dimension)

尺寸 (Unit):mm

P: 2.00 ±0.10	H: 4.60 ±0.30	W: 6.00 ±0.30	W1: 3.40 ±0.30
L: **** ±0.30	L1: **** ±0.20	SQUARE PIN 0.50 ±0.03	

產品編號 (PARTS NO): M2-I20001 TO M16-I20001

材 質 (MATERIAL): NYLON 66, UL94V-0

顏 色 (COLOR): IVORY (象牙色) , COFFEE (咖啡色)

配合端子 (MATES WITH TERMINAL): I20001PS

PIN 材質 (PIN MATERIAL) : BRASS 鍍錫

包裝數量 (STANDARD PACKING): 1000 PCS

配合塑膠 (MATES WITH HOUSING): P#-I20001

UL NO: E 149293

CSA NO: 177229

TUV NO:

備註: M2-I20001G TO M16-I20001G (如需表面處理: 鍍金)

版次	日期	修改內容	修改者	核對者	製表者	校對者	日期	件號
6	93.06.16	<small>□0.8±0.05 Applicable P.C.B Thickness: 0.8-1.6mm</small>	施秀英	高宏明	施秀英	嚴西村	84.09.19	QMI20001

威力盛精工股份有限公司

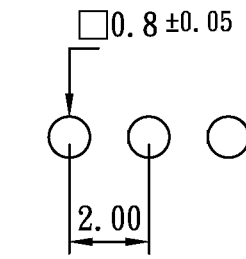
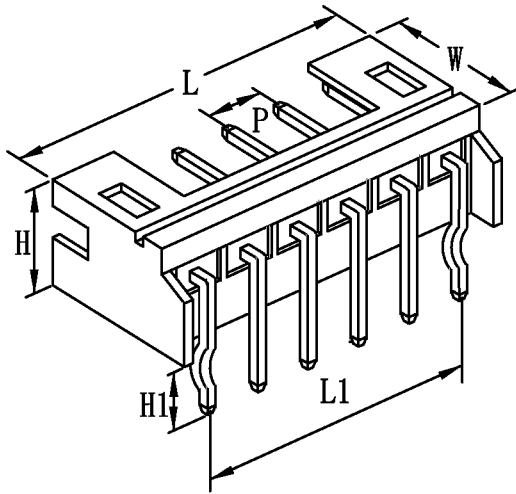


產品成品圖

(Finish Of Product Drawing)



2.00 HOUSING



適用 P.C.B 厚度: 0.8~1.6mm

L1=CIRCUITS-1 X 2.00			
CIRCUITS L			
2	5.90	9	19.90
3	7.90	10	21.90
4	9.90	11	23.90
5	11.90	12	25.90
6	13.90	13	27.90
7	15.90	14	29.90
8	17.90	15	31.90
		16	33.90

追加

尺寸 (Dimension)

尺寸 (Unit):mm

P: 2.00	H: 4.80 ± 0.30	W: 6.00 ± 0.30	H1: 3.40 ± 0.30
L: **** ± 0.30	L1: **** ± 0.20	SQUARE PIN 0.50 ± 0.03	

產品編號 (PARTS NO): M2-I20001R TO M16-I20001R

材 質 (MATERIAL): NYLON 66, UL94V-0

顏 色 (COLOR): IVORY (象牙色) , BLACK(黑色)

配合端子 (MATES WITH TERMINAL): I20001PS

PIN 材質 (PIN MATERIAL) : BRASS 鍍錫

包裝數量 (STANDARD PACKING): 1000 PCS

配合塑膠 (MATES WITH HOUSING): P#-I20001

UL NO: E 149293

CSA NO: 177229

TUV NO:

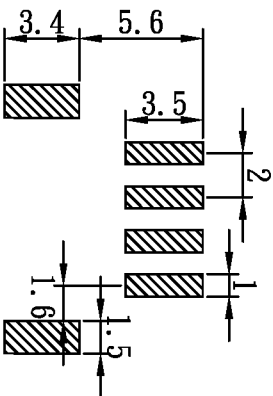
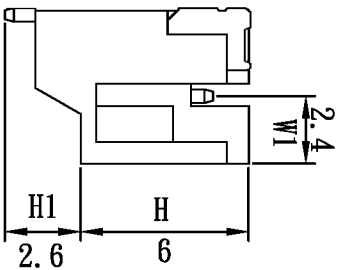
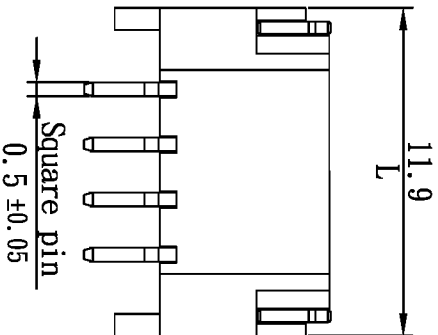
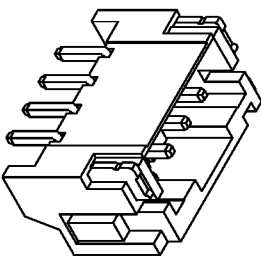
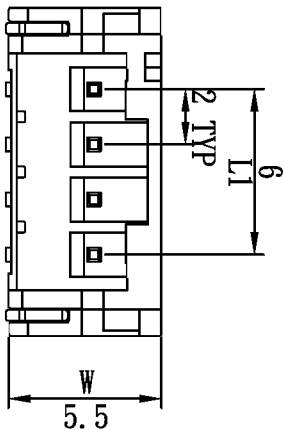
備註: M2-I20001RG TO M15-I20001RG (如需表面處理: 鍍金)

版次	日期	修改內容	修改者	核對者	製表者	校對者	日期	件號
5	93.06.16	M16: 33.90 ± 0.30 Applicable P.C.B Thickness: 0.8-1.6mm	施秀英	高宏明	施秀英	嚴西村	84.09.19	QMI20001

威力盛精工股份有限公司

產品成品圖

Wafer (2.0mm Pitch Series)



Recommended P. C. Board pattern DIM.

威力盛精工股份有限公司
WELI SHENG INDUSTRIAL CO., LTD.

顏色 (Color): 白色 (White)

PIN 材質 (PIN Material): Brass

表面處理 (Surface treatment): 鍍錫 (Tin plating)

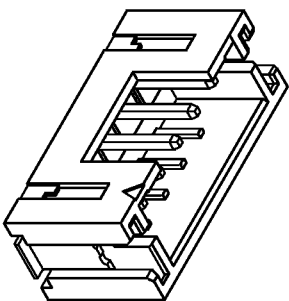
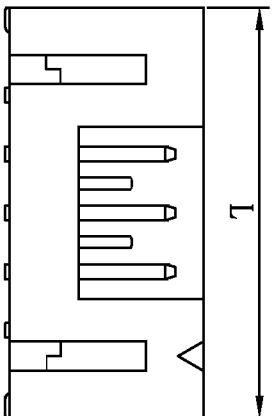
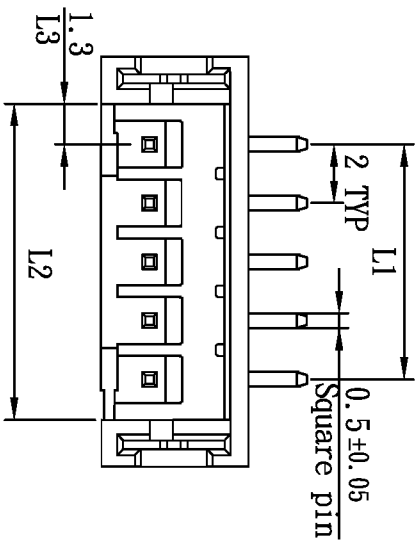
配合端子 (Mates with terminal): 12001PS-2, 12001PS-00

配合塑膠 (Mates with housing): P4-120001

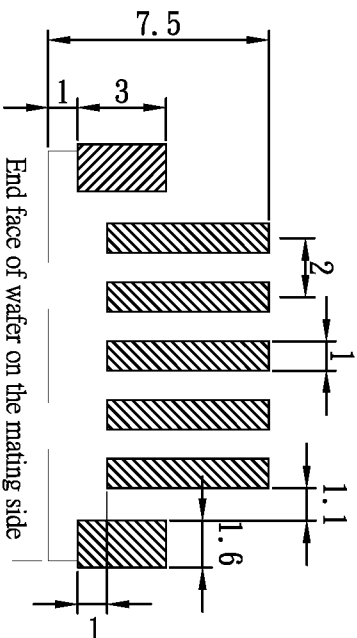
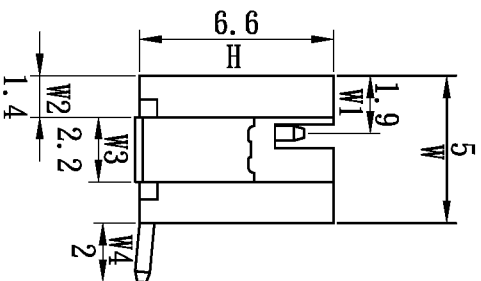
UL NO:	CSA NO:	TUV NO:	名稱 (Name):	產品規格 (Product specifications)	核發單位 (Issued by):	制定單位 (Instituted by):
			編號 (Part No.): M4-120001RK	材質 (Material): 尼龍 [PA46 UL94 V-0]	部品部 核發	開發課 制定
			核准 (Approved by):	審查 (Confirmed by):	核定 (Drawn by):	單位 (Unit): mm
			陳文進	高宏明	陳敏伶	比例 (Scale): Free
			版次 (Edition): 1	制修訂日期 (Drawn date): 27-Jul-05	第三角法 (Projection):	一般公差 (General tolerance): ±0.3
			變更內容 (Change description)			
			記號 (Sign)			

產品成品圖

Wafer (2.0mm Pitch Series)



Part NO.	Dimension			Qty/bag
	L	L1	L2	
M2-120001K	8	2	4.6	管裝
M3-120001K	10	4	6.6	管裝
M4-120001K	12	6	8.6	管裝
M5-120001K	14	8	10.6	管裝
M6-120001K	16	10	12.6	管裝
M7-120001K	18	12	14.6	管裝
M8-120001K	20	14	16.6	管裝
M9-120001K	22	16	18.6	管裝
M10-120001K	24	18	20.6	管裝
M11-120001K	26	20	22.6	管裝
M12-120001K	28	22	24.6	管裝
M13-120001K	30	24	26.6	管裝
M14-120001K	32	26	28.6	管裝
M15-120001K	34	28	30.6	管裝
M16-120001K	36	30	32.6	管裝



Recommended P. C. Board pattern DIM.

UL NO: CSA NO: TUV NO:

名稱 (Name): 產品規格 (Product specifications)
 編號 (Part No.): M#-120001K
 材質 (Material): 尼龍 [PA46 UL94 V-0]

核准 (Approved by): 審查 (Confirmed by): 制定 (Drawn by)
 陳文進 高宏明 陳敏伶

變更內容 (Change description): 版次 (Edition): 18-Oct-05
 18-Oct-05
 18-Oct-05

威力盛精工股份有限公司
 WELI SHENG INDUSTRIAL CO., LTD.

核發單位 (Issued by): 制定單位 (Instituted by)

部品部 94.10.19 核發

開發課 94.10.18 制定

單位 (Unit): mm 比例 (Scale): Free

第三角法 (Projection): 一般公差 (General tolerance): ±0.3

顏色 (Color): 白色 (White)

PIN 材質 (PIN Material): Brass

表面處理 (Surface treatment): 鍍錫 (Tin plating)

配合端子 (Mates with terminal): 120001PS-2, 120001PS-00

配合塑膠 (Mates with housing): P#-120001

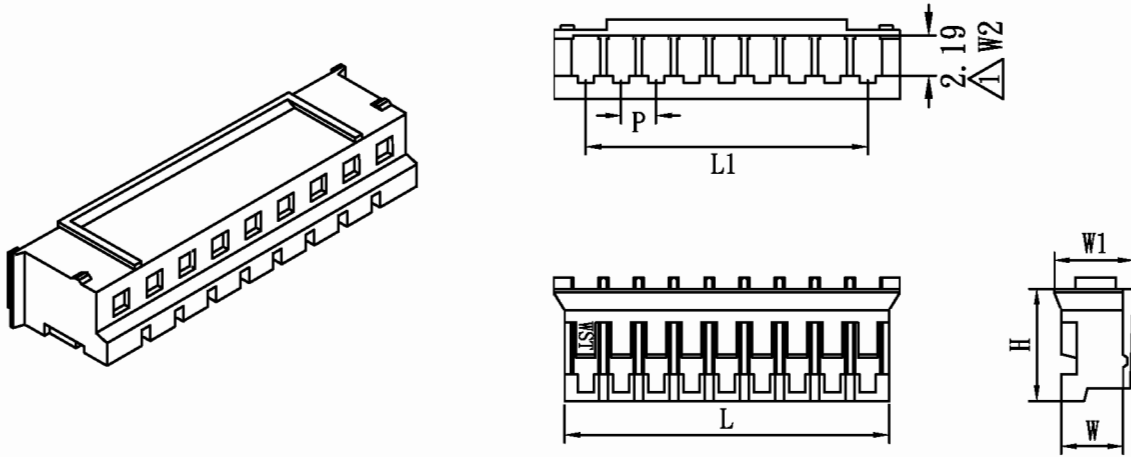


產品成品圖

(Finish Of Product Drawing)



2.00 HOUSING



尺寸 (Dimension)

尺寸 (Unit):mm

P: 2.00	H: 6.35 ±0.30	W1: 4.50 ±0.30	
L: **** ±0.30	L1: **** ±0.20	W: 3.50 ±0.20	

產品編號 (PARTS NO):

P2-I20001 TO P16-I20001

材 質 (MATERIAL):

NYLON 66 UL94V-0 NATURAL

配合端子 (MATES WITH TERMINAL): I20001PS

包裝數量 (STANDARD PACKING): 1000 PCS

配合塑膠 (MATES WITH HOUSING): M#-I20001
M#-I20001R

L1=CIRCUITS-1X2.00			
CIRCUITS		L	
2	4.40	10	20.40
3	6.40	11	22.40
4	8.40	12	24.40
5	10.40	13	26.40
6	12.40	14	28.40
7	14.40	15	30.40
8	16.40	16	32.40
9	18.40		

UL NO: E 149293

CSA NO: 177229

TUV NO:

備註:

版次	日期	修改內容	修改者	核對者	製表者	校對者	日期	(CWST) 件號
5	93.04.16	大陸提修改 W2 原 2.26 改 2.19	施秀英	高宏明	施秀英	吳成發	86.09.19	QPI20001

威力盛精工股份有限公司