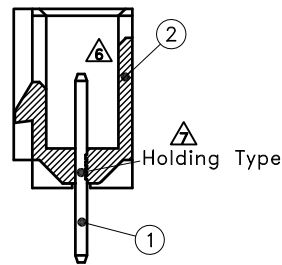
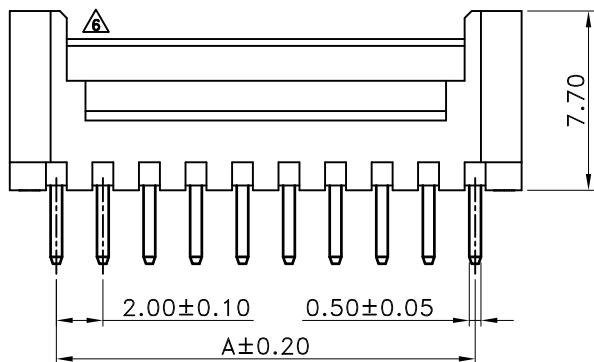
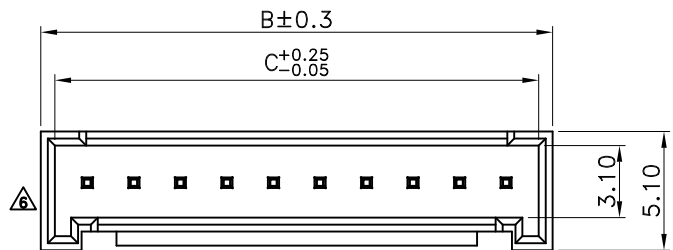
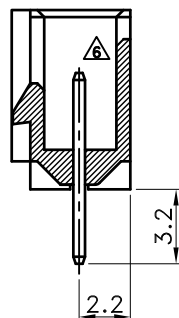
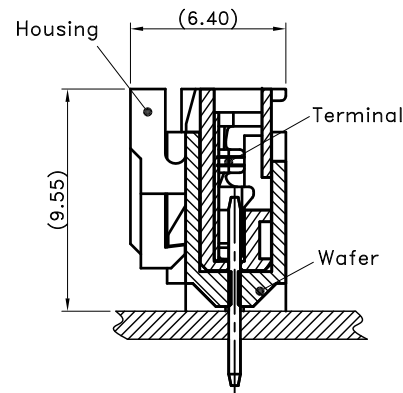


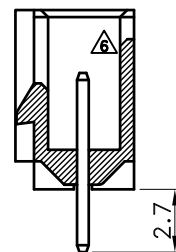
Recommended PCB Layout



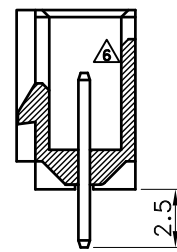
JS-2004-XXS



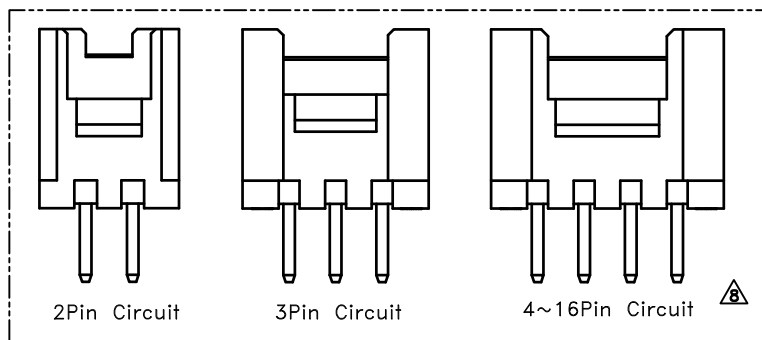
JS-2004-XX



JS-2004-XX(D)



JS-2004-XX(D1)



■ SPECIFICATIONS

- Current Rating : 3A AC/DC
- Withstanding Voltage : 1000V AC/minute
- Insulation Resistance : 1000MΩ min
- Temperature Range : - 25°C to + 105°C
- Contact Resistance : 20mΩ max

■ WAFER

- Part No. : JS-2004-XXX(XXXX)XX

①②③④⑤

- ① Poles : 2-16
- ② Structure: Blank : Normal Type  
S : Holding Type
- ③ Plated: Blank : Bright-Tin Plated  
NM : Matte-Tin Plated
- ④ DIP Length: Blank : 3.2mm(Standard)  
D : 2.7mm  
D1 : 2.5mm
- ⑤ Color: Blank : Nature(Standard)  
BU : Blue  
BK : Black
- Plastic: Nylon PA66 UL94V-0
- Material : 1.Contact: Brass  
2.Base: Refer the above
- Mating : Housing : JS-2003-XX  
Terminal : JS-2003-T
- Q' ty : 1,000 pcs./Bag

Poles	Dimensions		
	A	B	C
2	2.00	6.00	4.75
3	4.00	8.00	6.75
4	6.00	10.00	8.75
5	8.00	12.00	10.75
6	10.00	14.00	12.75
7	12.00	16.00	14.75
8	14.00	18.00	16.75
9	16.00	20.00	18.75
10	18.00	22.00	20.75
11	20.00	24.00	22.75
12	22.00	26.00	24.75
13	24.00	28.00	26.75
14	26.00	30.00	28.75
15	28.00	32.00	30.75
16	30.00	34.00	32.75

Halogen Free



喬訊電子工業股份有限公司  
CHYAO SHIUNN  
ELECTRONIC INDUSTRIAL LTD.

PART NO JS-2004-XX

2.00mm Series Wire to Board Connector

APPROVED BY	SCALE	UNIT	TOLERANCE	LTR	REVISION RECORD	NAME	DATE	LTR	REVISION RECORD	NAME	DATE
張育瑞		mm	.0 ±0.30	△	圖面遺失	余秀麗	2005/10/22	△	增加2P;3P;4-16P圖示要求	吳小平	2016/04/07
CHECKED BY	PROJ	VER NO.	.00 ±0.20	△	增加Layout建議尺寸	黃科源	2008/04/18	△	增加黑色顏色選項	曾慶根	2017/09/29
周家慶		a9	.000 ±0.10	△	尺寸列表修整	黃科源	2008/11/11	△			
DRAWN BY	DATE	SIZE	ANGLE		圖面合併	吳沛倫	2011/01/18		CUSTOMER		
曾慶根	2017/09/29	A4	0° ±1°	△	增加新產品規格示意圖	王誠賢	2011/07/27				
			0° ±	△	視圖增加倒角及修改備註形式	林宛盈	2013/08/19		Conforms to The RoHS Instruction		
			SHEET 1/1	△	依實物修正為打單邊內K	曾慶根	2016/01/14				